

# Specifications

Model : GEB1365130

Customer : \_\_\_\_\_

Prepare	Check	Approve

## 一、Scope

This specification applies to our company's production of LFP1365133A LiFePo<sub>4</sub> Li-ion power battery

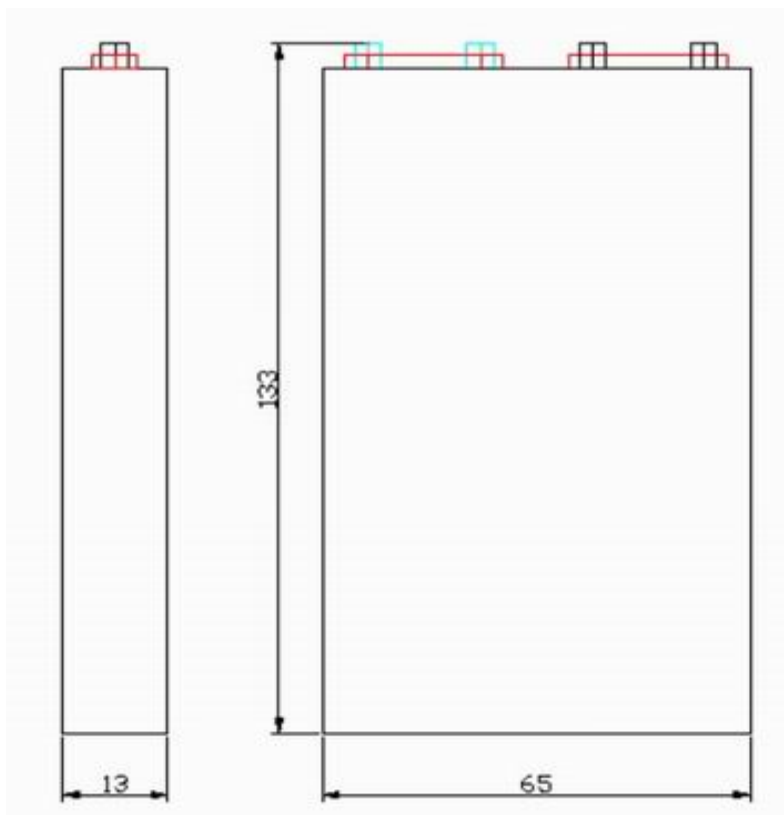
## 二、Performance

### 2.1、Parameters of battery:

No	Item	Parameters	Notes
1	Battery type	LiFePo <sub>4</sub> Li-ion power battery	Lamination type
2	Type	LFP1365130A	
3	Capacity	8Ah	In the standard temperature (23 ± 3) °C under the conditions of the batteries after the 0.5 C charge to the 3.65V constant voltage charging until the current is less than 0.02C. Set aside 10 minutes then 0.2C discharged to 2V.
4	Nominal Voltage	3.2V	0.2C Discharge conditions average between
5	Resistance	< 5.0 mΩ	Exchange Resistance
6	Weight	220g	
7	Charge type	Constant current constant voltage	CC/CV
8	Overcharge protection voltage	3.65V	
9	Over-discharge protection voltage	2.0V	
10	MaxDischarge Current	40A (5C)	Attached 2 is the discharge graph, Capacity remain rate ≥98%
11	Instantaneous current	64A (8C)	15S
12	Max charge Current	16A (2C)	constant current charging efficiency 85%, Attached 3 is the graph
13	Size	13×65×133mm	Attached 1 is the drawing
14	Low temperature Capacity	-10°C ≥75%	
15	Charge retention	≥97%	After batteries be charged standard and Placed For a common temperature 28days, Directly to the amp rating and voltage electrical discharge of its capacity to keep

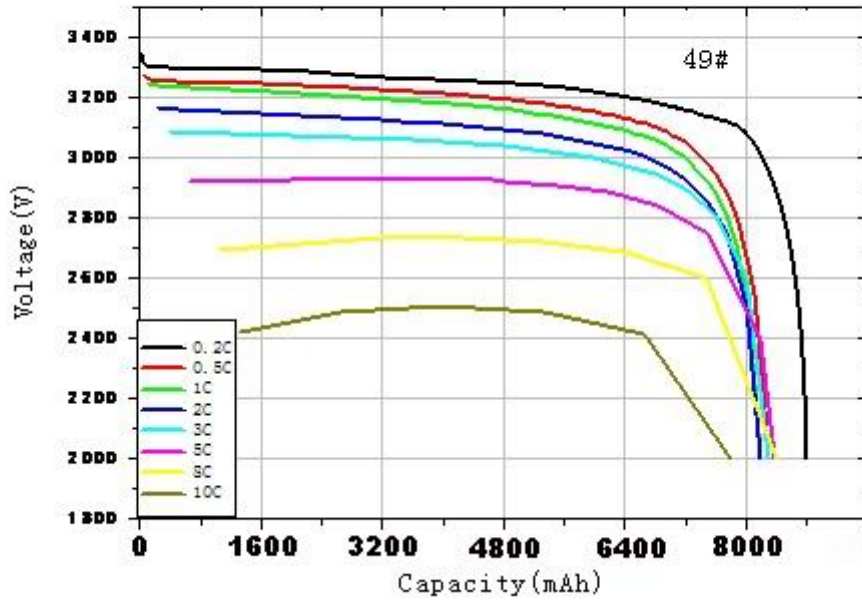
			the rates
16	Charge recovery	$\geq 99\%$	After Placed For a common temperature 28days, Capacity recovery rate
17	Cycle life	$\geq 2000$ cycle	1C/1C Cycle, attached 5 is the graph
18	Temperature	Charge : 15~45 °C	Can use normally, But in the high or low temperatures circumstances capacity will down
		Discharge : -20~55 °C	
19	Storage time	-20~55 °C : 1 month	Stored the battery has a discharge capacity will result in a falling of battery's capacity, To maintain regular recharge
		-20~45 °C : 3 month	
		-20~30 °C : 12 month	
20	Atmospheric pressure	86~106Kpa	High level areas use, For low density air, Heat travels not good,the capacity will be dropped.
21	Humidity	RH45~75%	

Attached 1 : Production drawing (mm)

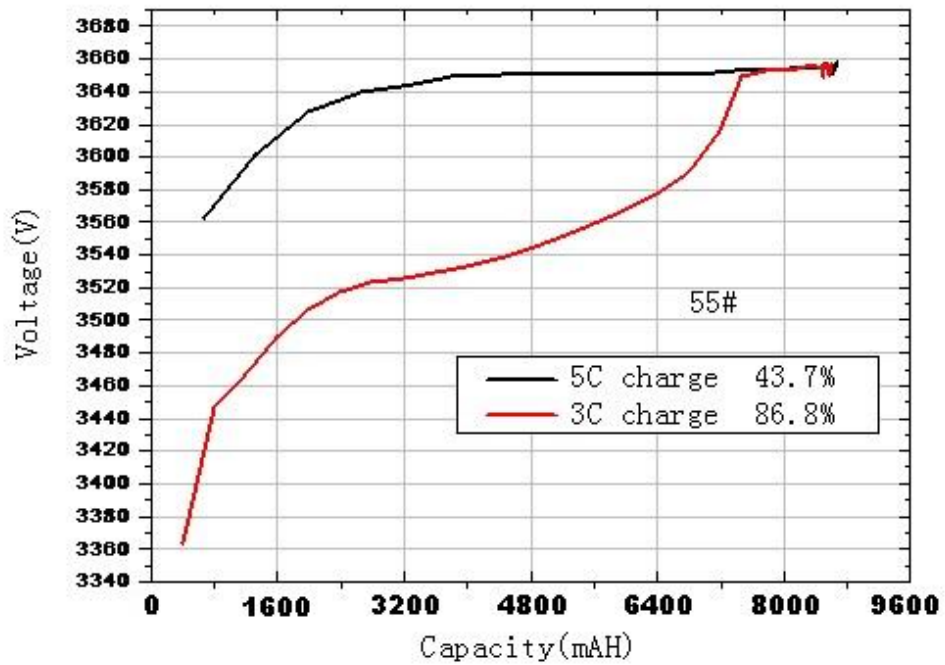


Attached 2: Discharge graph

0



Attached 3 : MF Charge graph



Attached 4: cycle test graph

