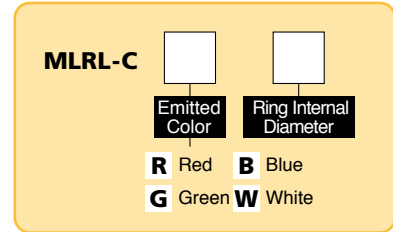




Low Angle Ring Illuminations **MLRL Series**



Explanation of Model Code



Low Angle Ring Illuminations

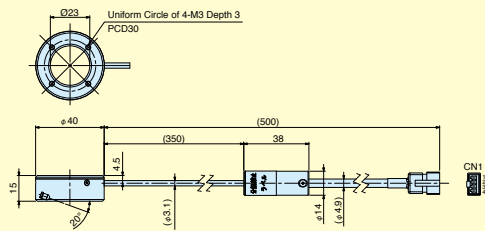
- No reflection even for shiny due to illumination from a narrow 360 degree angle. This illumination is ideal for surfaces which are uneven (embossed, etc.) or damaged.
- MLRL-CR (G,B,W) 46 is illuminated from an emission angle of 0 degrees.

Model	Emitted Color	Maximum Related Current IFM (A)	Ring Internal Diameter (mm)	Ring External Diameter (mm)	Lighting Angle	Weight (g)	Product Code
MLRL-CR23	● Red	0.09	φ 23	φ 40	20°	40	A-2390
★ MLRL-CG23	● Green	0.14	φ 23	φ 40	20°	40	A-2391
MLRL-CB23	● Blue	0.14	φ 23	φ 40	20°	40	A-2392
MLRL-CW23	○ White	0.14	φ 23	φ 40	20°	40	A-2393
MLRL-CR25	● Red	0.15	φ 25	φ 50	30°	70	A-2015
★ MLRL-CG25	● Green	0.24	φ 25	φ 50	30°	70	A-2121
MLRL-CB25	● Blue	0.24	φ 25	φ 50	30°	70	A-2017
MLRL-CW25	○ White	0.24	φ 25	φ 50	30°	70	A-2016
MLRL-CR46	● Red	0.17	φ 46	φ 75	0°	80	A-2024
★ MLRL-CG46	● Green	0.27	φ 46	φ 75	0°	80	A-2122
MLRL-CB46	● Blue	0.27	φ 46	φ 75	0°	80	A-2026
MLRL-CW46	○ White	0.27	φ 46	φ 75	0°	80	A-2025
MLRL-CR48	● Red	0.3	φ 48	φ 74	30°	110	A-2021
★ MLRL-CG48	● Green	0.47	φ 48	φ 74	30°	110	A-2123
MLRL-CB48	● Blue	0.47	φ 48	φ 74	30°	110	A-2023
MLRL-CW48	○ White	0.47	φ 48	φ 74	30°	110	A-2022
MLRL-CR68	● Red	0.57	φ 68	φ 100	30°	190	A-2027
★ MLRL-CG68	● Green	0.61	φ 68	φ 100	30°	190	A-2124
MLRL-CB68	● Blue	0.61	φ 68	φ 100	30°	190	A-2029
MLRL-CW68	○ White	0.61	φ 68	φ 100	30°	190	A-2028
MLRL-CR100	● Red	0.96	φ 100	φ 140	15°	320	A-2018
★ MLRL-CG100	● Green	1.03	φ 100	φ 140	15°	320	A-2125
MLRL-CB100	● Blue	1.03	φ 100	φ 140	15°	320	A-2020
MLRL-CW100	○ White	1.03	φ 100	φ 140	15°	320	A-2019

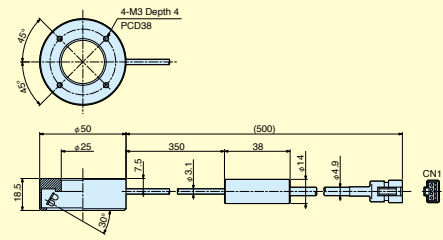
★Made-to-order products.



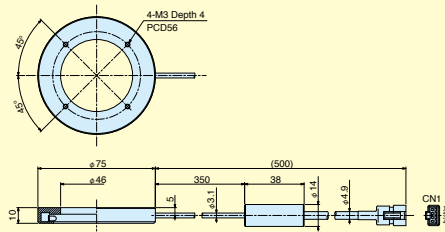
MLRL-CR (CG,CB,CW) 23



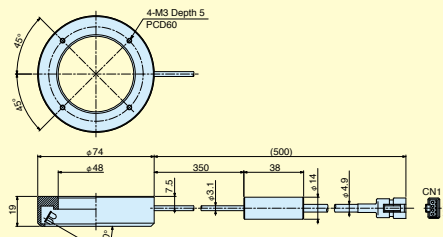
MLRL-CR (CG,CB,CW) 25



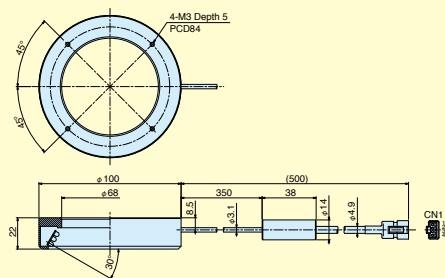
MLRL-CR (CG,CB,CW) 46



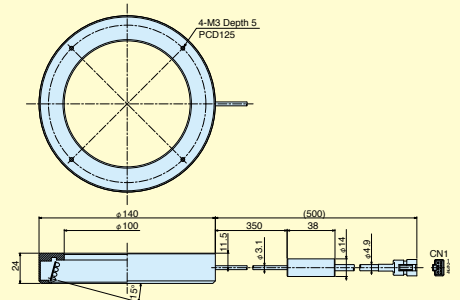
MLRL-CR (CG,CB,CW) 48



MLRL-CR (CG,CB,CW) 68



MLRL-CR (CG,CB,CW) 100



OPTION

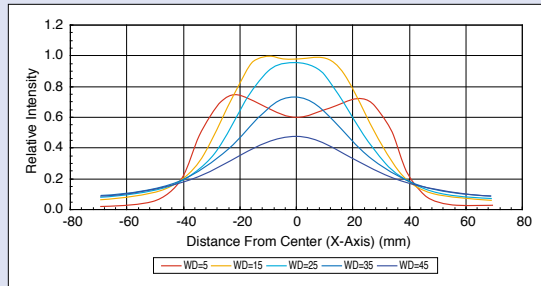
Options for Low Angle Ring Lights

Good for producing more uniform illumination than with direct lighting and for reducing glare and reflections

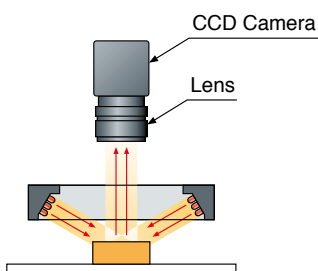
Model	Compatible Light Models	Product Code
MDF-LR25	MRL-CR (CG, CB, CW) 25	A-9015
MDF-LR48	MRL-CR (CG, CB, CW) 48	A-9016
MDF-LR68	MRL-CR (CG, CB, CW) 68	A-9017
MDF-LR100	MRL-CR (CG, CB, CW) 100	A-9018

Light Distribution Characteristic

MLRL-CW68



Illumination Structure



Illuminating The Object From A Low Position

Sample Images

MLRL-CW100



Button Components for Mobile Phone

MLRL-CW68



CD Inner Circumferential Scratch